

BRIGHT FUTURES HANDOUT ► PARENT

11 THROUGH 14 YEAR VISITS

Here are some suggestions from Bright Futures experts that may be of value to your family.



✓ HOW YOUR FAMILY IS DOING

- Encourage your child to be part of family decisions. Give your child the chance to make more of her own decisions as she grows older.
- Encourage your child to think through problems with your support.
- Help your child find activities she is really interested in, besides schoolwork.
- Help your child find and try activities that help others.
- Help your child deal with conflict.
- Help your child figure out nonviolent ways to handle anger or fear.
- If you are worried about your living or food situation, talk with us. Community agencies and programs such as SNAP can also provide information and assistance.

✓ YOUR GROWING AND CHANGING CHILD

- Help your child get to the dentist twice a year.
- Give your child a fluoride supplement if the dentist recommends it.
- Encourage your child to brush her teeth twice a day and floss once a day.
- Praise your child when she does something well, not just when she looks good.
- Support a healthy body weight and help your child be a healthy eater.
 - Provide healthy foods.
 - Eat together as a family.
 - Be a role model.
- Help your child get enough calcium with low-fat or fat-free milk, low-fat yogurt, and cheese.
- Encourage your child to get at least 1 hour of physical activity every day. Make sure she uses helmets and other safety gear.
- Consider making a family media use plan. Make rules for media use and balance your child's time for physical activities and other activities.
- Check in with your child's teacher about grades. Attend back-to-school events, parent-teacher conferences, and other school activities if possible.
- Talk with your child as she takes over responsibility for schoolwork.
- Help your child with organizing time, if she needs it.
- Encourage daily reading.

✓ YOUR CHILD'S FEELINGS

- Find ways to spend time with your child.
- If you are concerned that your child is sad, depressed, nervous, irritable, hopeless, or angry, let us know.
- Talk with your child about how his body is changing during puberty.
- If you have questions about your child's sexual development, you can always talk with us.

✓ HEALTHY BEHAVIOR CHOICES

- Help your child find fun, safe things to do.
- Make sure your child knows how you feel about alcohol and drug use.
- Know your child's friends and their parents. Be aware of where your child is and what he is doing at all times.
- Lock your liquor in a cabinet.
- Store prescription medications in a locked cabinet.
- Talk with your child about relationships, sex, and values.
- If you are uncomfortable talking about puberty or sexual pressures with your child, please ask us or others you trust for reliable information that can help.
- Use clear and consistent rules and discipline with your child.
- Be a role model.

Helpful Resource: Family Media Use Plan: www.healthychildren.org/MediaUsePlan

11 THROUGH 14 YEAR VISITS—PARENT

SAFETY

- Make sure everyone always wears a lap and shoulder seat belt in the car.
- Provide a properly fitting helmet and safety gear for biking, skating, in-line skating, skiing, snowmobiling, and horseback riding.
- Use a hat, sun protection clothing, and sunscreen with SPF of 15 or higher on her exposed skin. Limit time outside when the sun is strongest (11:00 am–3:00 pm).
- Don't allow your child to ride ATVs.
- Make sure your child knows how to get help if she feels unsafe.
- If it is necessary to keep a gun in your home, store it unloaded and locked with the ammunition locked separately from the gun.

Consistent with *Bright Futures: Guidelines for Health Supervision of Infants, Children, and Adolescents*, 4th Edition

For more information, go to <https://brightfutures.aap.org>.

American Academy of Pediatrics

DEDICATED TO THE HEALTH OF ALL CHILDREN®



The information contained in this handout should not be used as a substitute for the medical care and advice of your pediatrician. There may be variations in treatment that your pediatrician may recommend based on individual facts and circumstances. Original handout included as part of the *Bright Futures Tool and Resource Kit*, 2nd Edition.

Inclusion in this handout does not imply an endorsement by the American Academy of Pediatrics (AAP). The AAP is not responsible for the content of the resources mentioned in this handout. Web site addresses are as current as possible but may change at any time.

The American Academy of Pediatrics (AAP) does not review or endorse any modifications made to this handout and in no event shall the AAP be liable for any such changes.

© 2019 American Academy of Pediatrics. All rights reserved.



Puberty: Ready or Not, Expect Some Big Changes

Puberty is the time in your life when your body starts changing from that of a child to that of an adult. At times, you may feel like your body is totally out of control! At first, your arms, legs, hands, and feet may grow faster than the rest of your body. But it will even out quickly.

Compared with your friends, you may feel too tall, too short, too fat, or too skinny. You may feel self-conscious about these changes, but many of your friends probably do too.

Everyone goes through puberty, but not always at the same time or in exactly the same way. In general, here's what you can expect.

When?

There's no "right" time for puberty to begin. But girls start a little earlier than boys, usually between 8 and 13 years of age. Puberty for boys usually starts at about 10 to 14 years of age.

What's happening?

Chemicals called hormones will cause many changes in your body.

Hair, everywhere!

Soft hair starts to grow in the pubic area (the area between your legs and around your genitals [around your vagina or penis]). This hair will become thick and very curly. It is not necessary to shave your pubic hair. It is a normal change as you become an adult. You may also notice hair under your arms and on your legs. Girls usually shave the hair under their arms. Boys start to get hair on their face or chest. Most boys choose to shave their facial hair.

Acne

You may start to get acne (also called pimples or zits) because your oil glands are changing. It's important to wash your face with soap, not bodywash, every day to keep your skin clean.

Don't be surprised, even if you wash your face every day, that you still get acne. It's normal to get acne when your hormone levels are high. Almost all teens develop acne at one time or another. Whether your case is mild or severe, you can do things to keep it under control. Talk with your doctor about how to treat and control acne.

Body odor

You may begin to sweat more. Most people use a deodorant or an antiperspirant to keep underarm odor and wetness under control.

Weight gain

Sometimes the weight gain of puberty causes girls and boys to feel so uncomfortable with how they look that they try to lose weight by throwing up, by not eating, or by taking medicines. These are not healthy ways to lose weight and may make you very sick. If you feel this way, or have tried any of these ways to lose weight, please talk with your parents or doctor.

Girls only

Breasts. The first sign of puberty in most girls is breast development (small, tender lumps under one or both nipples). The soreness is temporary and goes away as your breasts grow. Don't worry if one breast grows a little faster than the other. By the time your breasts are fully developed, they usually end up being the same size.

When your breasts get larger, you may want to start wearing a bra. Some girls are excited about this. Other girls may feel embarrassed, especially if they are the first of their friends to need a bra. Talk with your mom or another trusted adult about buying your first bra.

Curves. As you go through puberty, you'll get taller, your hips will get wider, and your waist will get smaller. Your body also begins to build up fat in your belly, bottom, and legs. This is normal and gives your body the curvier shape of a woman.

Periods. Your menstrual cycle, or "period," starts during puberty. Most girls get their periods 2 to 2½ years after their breasts start to grow (between 10 and 16 years of age).

During puberty, your ovaries begin to release eggs. If an egg connects with sperm from a man's penis (fertilization), it will grow inside your uterus and develop into a baby. To help your body prepare for this, a thick layer of tissue and blood cells builds up in your uterus. If the egg doesn't connect with a sperm, the body does not need these tissues and cells. They turn into a blood-like fluid and flow out of your vagina. Your period is the monthly discharge of this fluid out of the body.

A girl who has started having periods is able to get pregnant, even if she doesn't have a period every month.

You will need to wear some kind of sanitary pad or tampon, or both, to absorb this fluid and keep it from getting on your clothes. Most periods last from 3 to 7 days. Having your period does not mean you have to avoid any of your normal activities, like swimming, horseback riding, or gym class. Exercise can even help get rid of cramps and other discomforts you may feel during your period.

Boys only

Muscles. As you go through puberty, you'll get taller, your shoulders will get broader, and, as your muscles get bigger, your weight will increase.

Does size matter? During puberty, the penis and testes get larger. There's also an increase in sex hormones. You may notice you get erections (when the penis gets stiff and hard) more often than before. This is normal. Even though you may feel embarrassed, try to remember that unless you draw attention to it, most people won't notice your erection. Also, remember that the size of your penis has nothing to do with manliness or sexual functioning.

Wet dreams. During puberty, your testes begin to produce sperm. This means that during an erection, you may also ejaculate. This is when

semen (made up of sperm and other fluids) is released through the penis. This could happen while you are sleeping. You might wake up to find your sheets or pajamas are wet. This is called a nocturnal emission, or wet dream. This is normal and will stop as you get older.

Voice cracking. Your voice will get deeper, but it doesn't happen all at once. It usually starts with your voice cracking. As you keep growing, the cracking will stop and your voice will stay at the lower range.

Breasts? You may have swelling under your nipples. If this happens to you, you may worry that you're growing breasts. Don't worry, you're not. This swelling is very common and only temporary. But if you're worried, talk with your doctor.

New feelings

In addition to all the physical changes you will go through during puberty, there are many emotional changes. For example, you may start to care more about what other people think about you because you want to be accepted and liked. Your relationships with others may begin to change. Some become more important and some less so. You'll start to separate more from your parents and identify with others your age. You may begin to make decisions that could affect the rest of your life.

At times, you may not like the attention of your parents and other adults, but they, too, are trying to adjust to the changes you're going through. Many teens feel their parents don't understand them; this is a normal feeling. It's usually best to let them know (politely) how you feel and then talk things out together.

Also, it's normal to lose your temper more easily and to feel that nobody cares about you. Talk about your feelings with your parents, another trusted adult, or your doctor. You may be surprised at how much better you will feel.

Sex and sexuality

During this time, many teens also become more aware of their sexual feelings. A look, a touch, or just thinking about someone may make your heart beat faster and may produce a warm, tingling feeling all over. You may not be sure if you are attracted to boys, girls, or both. That's OK and you shouldn't feel worried about it.

You may ask yourself...

- When should I start dating?
- When is it OK to kiss?
- How far should I go sexually?
- When will I be ready to have sexual intercourse?
- Will having sex help my relationship?
- Do I have to have sex?
- If I am attracted to a same-sex friend, does that mean I am gay or lesbian?
- What is oral sex? Is oral sex really sex?
- Is it OK to masturbate (stimulate your genitals for sexual pleasure)? (Masturbation is normal and won't harm you. Some boys and girls masturbate; some don't.)

Remember, talking with your parents or doctor is a good way to get information and to help you think about how these changes affect you.

Decisions about sex

Deciding to become sexually active can be very confusing. On the one hand, you hear many warnings and dangers about having sex. On the other hand, movies, TV, magazines, and even the lyrics in songs all seem to be telling you that having sex is OK.

It's normal for teens to be curious about sex, but deciding to have sex is a big step.

There's nothing wrong if you decide to wait to have sex. Not everyone is having sex. Half of all teens in the United States have never had sex. Many teens believe waiting until they are ready to have sex is important. The right time is different for each teen.

If you decide to wait, stick with your decision. Plan ahead how you are going to say no so you are clearly understood. Stay away from situations that can lead to sex. If your boyfriend or girlfriend doesn't support your decision to wait, he or she may not be the right person for you.

No one should be forced to have sex! If you are ever forced to have sex, it's important to never blame yourself and to tell an adult you trust as soon as possible. Medical and counseling supports are available to help someone who has been forced to have sex.

If you decide to have sex, it's important you know the facts about birth control, infections, and emotions. Sex increases your chances of becoming pregnant, becoming a teen parent, and getting a sexually transmitted infection (commonly known as an STI), and it may affect the way you feel about yourself or how others feel about you.

These are important decisions and are worth talking about with adults who care about you, including your doctor.

Taking care of yourself

As you get older, you will need to make many decisions to ensure you stay healthy.

- Eating right, exercising, and getting enough rest are important during puberty because your body is going through many changes.
- It's also important to feel good about yourself and the decisions you make.
- Whenever you have questions about your health or your feelings, don't be afraid to share them with your parents and doctor.

From Your Doctor

American Academy of Pediatrics

DEDICATED TO THE HEALTH OF ALL CHILDREN®



healthychildren.org

Powered by pediatricians. Trusted by parents.
From the American Academy of Pediatrics

The American Academy of Pediatrics (AAP) is an organization of 66,000 primary care pediatricians, pediatric medical subspecialists, and pediatric surgical specialists dedicated to the health, safety, and well-being of infants, children, adolescents, and young adults.

The information contained in this publication should not be used as a substitute for the medical care and advice of your pediatrician. There may be variations in treatment that your pediatrician may recommend based on individual facts and circumstances. The persons whose photographs are depicted in this publication are professional models. They have no relation to the issues discussed. Any characters they are portraying are fictional.

© 2017 American Academy of Pediatrics. All rights reserved.

GUN SAFETY

If you own a firearm, the AAP recommends it be **stored unloaded, locked up** (lock box, cable lock, or firearm safe), with the ammunition stored separately.




About **1/3 of the homes with children** in the United States have a gun. Many are stored **loaded and/or unlocked**.



Every day,

78 children,



teens and young adults are **injured or killed** by guns in the United States.

= death = injury

Source: CDC WISQARS database including data for all races, ages 0-21, from 2013-2016.

Children as young as

3 years may be strong enough to **pull the trigger** on a handgun.



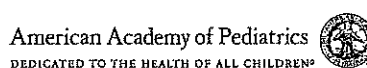
The risk of dying by suicide is **4 to 10 times**

higher

in homes with guns. If you have **a teen who is at risk for suicide**, remove guns and ammunition from your house.



The **safest home** for children and teens is one without guns.



Additional Information:

- [Where We Stand: Gun Safety \(/English/safety-prevention/all-around/Pages/Where-We-Stand-Gun-Safety.aspx\)](#)
- [Firearm-Related Injuries Affecting the Pediatric Population](#)



healthychildren.org

Powered by pediatricians. Trusted by parents.
From the American Academy of Pediatrics

CELEBRATING 10 YEARS

Guns in the Home

By: Judy Schaechter, MD, MBA, FAAP

Did you know that roughly a third of U.S. homes with children have guns? In fact, nearly 2 million children live with unlocked, loaded guns. Parents may not realize what a serious injury risk a gun in the home is, especially for children.

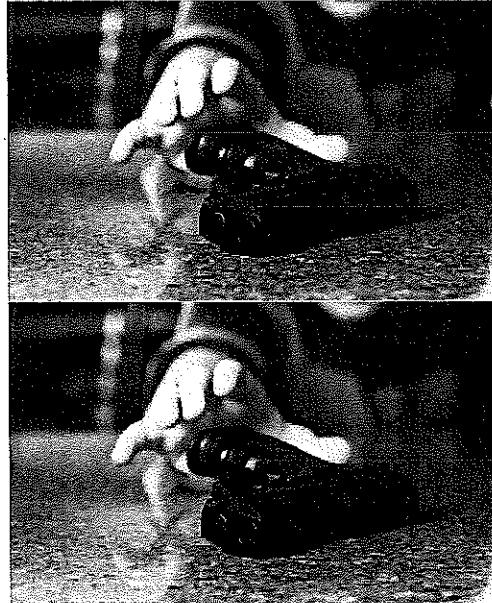
Even young toddlers are capable of finding unlocked guns in the home, and they are strong enough to pull the trigger. Unintentional shootings happen to children of all ages. At least 285 (<https://everytownresearch.org/notanaccident/>) children got ahold of a gun and inadvertently shot themselves or someone else in 2017. Adolescents, in particular, are at a higher risk for suicide when there is a gun in the home. In fact, a gun in the home is 43 times more likely to be used to kill a friend or family member than a burglar or other criminal.

The Most Effective Way to Keep Kids Safe

The American Academy of Pediatrics (AAP) advises that the safest home for a child is one without guns. The most effective way to prevent unintentional gun injuries, suicide and homicide to children and adolescents, research shows, is the absence of guns from homes and communities.

In 2017, at least **285 children** got ahold of a gun and inadvertently shot themselves or someone else.

- EverytownResearch.org/NotAnAccident



What to Do If You Do Keep a Gun in Your Home

For families who decide to keep guns in the home, many studies show that teaching kids about gun safety, or to not touch a firearm if they find one, is not enough.

Parents can reduce the chances of children being injured, however, by following important safety rules:

- **Safe storage.** All guns in your home should be **locked and unloaded, with ammunition locked separately.** Make sure children and teens can't access the keys or combinations to lock boxes or gun safes. And remember not to keep loaded, unlocked guns in the car, either.

- **In use.** When using a gun for hunting or target practice, keep the safety catch in place until you are ready to fire it. Before setting the gun down, always unload it. As much as a child may want to take a turn shooting, this is not a good idea. No matter how much instruction you may give about how to safely shoot a gun, children are not capable or responsible enough to handle a potentially lethal weapon.

Ask About Guns in *Other* Homes Where Your Child Plays

More than a third of all unintentional shootings of children take place in the homes of their friends, neighbors, or relatives.

Take steps to help ensure your children and their play mates do not come across an unsecured gun while they play:

- ([/English/news/Pages/Is-There-A-Gun-Where-Your-Child-Plays-Asking-Can-Save-Lives.aspx](#)) Add this question to your playdate checklist. Even if you don't have guns in your own home, ask (<http://askingsaveskids.org/>) about guns and safe storage at the other homes they visit. Just as you'd ask about pets, allergies, supervision and other safety issues before your child visits another home, add one more important question: "*Is there an unlocked gun in your house?*" If there is, reconsider allowing your child to play there or talk to them about keeping the guns unloaded and locked.
- **Talk to your children.** Remind your kids that if they ever come across a gun, they must stay away from it and tell you immediately.

Just as you'd ask about pets, allergies, supervision and other safety issues before your child visits another home, add one more important question:

"Is there an unlocked gun in your house?"

Guns (in Media) in the Home

Make sure your children understand that gun violence they may see on TV, in movies and in video games they play at home or friends' homes is not real. They need to be told—and probably reminded again and again—that in real life, children are killed and hurt badly by guns. Although the popular media ([/English/news/Pages/Virtual-Violence-Impacts-Children-on-Multiple-Levels.aspx](#)) often romanticize gun use, children must learn that these weapons can be extremely dangerous.

Building Resilience in Children

The world can be a frightening place. As a parent, I am constantly aware of choices that I make to minimize my perception of fear and uncertainty. Death, illness, divorce, crime, war, child abductions, tsunamis, and terrorism — both here and abroad — have defined an evolving landscape for raising our families. How do we manage to parent from a place of love and understanding, not fear and paranoia?



It's not possible to protect our children from the ups and downs of life. Raising resilient children, however, is possible and can provide them with the tools they need to respond to the challenges of adolescence and young adulthood and to navigate successfully in adulthood. Despite our best efforts, we cannot prevent adversity and daily stress; but we can learn to be more resilient by changing how we think about challenges and adversities.

Today's families, especially our children, are under tremendous stress with the potential to damage both physical health and psychological well-being.

The stress comes from families who are always on the go, who are overscheduled with extracurricular activities, and ever-present peer pressure. In the teen years, the anxiety and pressure are related to getting into "the" college.

In today's environment, children and teens need to develop strengths, acquire skills to cope, recover from hardships, and be prepared for future challenges. They need to be resilient in order to succeed in life.

That is why Kenneth Ginsburg, M.D., MS Ed, FAAP, a pediatrician specializing in adolescent medicine at The Children's Hospital of Philadelphia (CHOP), has joined forces with the American Academy of Pediatrics (AAP) to author *A Parent's Guide to Building Resilience in Children and Teens: Giving Your Child Roots and Wings*. The new book provides a dynamic resource to help parents and caregivers build resilience in children, teens, and young adults.

Dr. Ginsburg has identified seven "C"s of resilience, recognizing that "resilience isn't a simple, one-part entity." Parents can use these guidelines to help their children recognize their abilities and inner resources.

Competence

Competence describes the feeling of knowing that you can handle a situation effectively. We can help the development of competence by:

- Helping children focus on individual strengths
- Focusing any identified mistakes on specific incidents
- Empowering children to make decisions
- Being careful that your desire to protect your child doesn't mistakenly send a message that you don't think he or she is competent to handle things
- Recognizing the competencies of siblings individually and avoiding comparisons

Confidence

A child's belief in his own abilities is derived from competence. Build confidence by:

- Focusing on the best in each child so that he or she can see that, as well
- Clearly expressing the best qualities, such as fairness, integrity, persistence, and kindness
- Recognizing when he or she has done well
- Praising honestly about specific achievements; not diffusing praise that may lack authenticity
- Not pushing the child to take on more than he or she can realistically handle

Connection

Developing close ties to family and community creates a solid sense of security that helps lead to strong values and prevents alternative destructive paths to love and attention. You can help your child connect with others by:

- Building a sense of physical safety and emotional security within your home
- Allowing the expression of all emotions, so that kids will feel comfortable reaching out during difficult times
- Addressing conflict openly in the family to resolve problems
- Creating a common area where the family can share time (not necessarily TV time)
- Fostering healthy relationships that will reinforce positive messages

Character

Children need to develop a solid set of morals and values to determine right from wrong and to demonstrate a caring attitude toward others. To strengthen your child's character, start by:

- Demonstrating how behaviors affect others
- Helping your child recognize himself or herself as a caring person
- Demonstrating the importance of community
- Encouraging the development of spirituality
- Avoiding racist or hateful statements or stereotypes

Contribution

Children need to realize that the world is a better place because they are in it. Understanding the importance of personal contribution can serve as a source of purpose and motivation. Teach your children how to contribute by:

- Communicating to children that many people in the world do not have what they need
- Stressing the importance of serving others by modeling generosity
- Creating opportunities for each child to contribute in some specific way

Coping

Learning to cope effectively with stress will help your child be better prepared to overcome life's challenges. Positive coping lessons include:

- Modeling positive coping strategies on a consistent basis
- Guiding your child to develop positive and effective coping strategies
- Realizing that telling him or her to stop the negative behavior will not be effective
- Understanding that many risky behaviors are attempts to alleviate the stress and pain in kids' daily lives
- Not condemning your child for negative behaviors and, potentially, increasing his or her sense of shame

Control

Children who realize that they can control the outcomes of their decisions are more likely to realize that they have the ability to bounce back. Your child's understanding that he or she can make a difference further promotes competence and confidence. You can try to empower your child by:

- Helping your child to understand that life's events are not purely random and that most things that happen are the result of another individual's choices and actions
- Learning that discipline is about teaching, not punishing or controlling; using discipline to help your child to understand that his actions produce certain consequences

Dr. Ginsburg summarizes what we know for sure about the development of resilience in kids by the following:

- Children need to know that there is an adult in their life who believes in them and loves them unconditionally.
- Kids will live "up" or "down" to our expectations.

There is no simple answer to guarantee resilience in every situation. But we can challenge ourselves to help our children develop the ability to negotiate their own challenges and to be more resilient, more capable, and happier.

Overview of Stress

- There will always be stress in our lives.
- Stress is an important tool that can aid in our survival.
- Our body's reaction to stress is mediated through a complex interplay of sensory input—sights and sounds—as well as the brain and nervous system, hormones, and the body's cells and organs.
- Emotions play an important role in how we experience stress because the brain is the conductor of this system. The way we think about stress and what we choose to do about it can affect the impact of a stressful event.

This article was featured in Healthy Children Magazine. To view the full issue, click here (</English/our-mission/Pages/Healthy-Children-Winter-2007.aspx>).

Last Updated
9/4/2014

Source
Healthy Children Magazine, Winter 2007

The information contained on this Web site should not be used as a substitute for the medical care and advice of your pediatrician. There may be variations in treatment that your pediatrician may recommend based on individual facts and circumstances.

[Back to Top](#)

WATCH FOR SIGNS – Stop Youth Suicide

"If a young person you know seems depressed or gloomy and has been spending a lot of time questioning why life is worth the bother, it's time to pay attention." Anonymous Parent (son lost to suicide)



THE FACTS:

- ❖ Between 2003 and 2007, 539 Washington State youths completed suicide – an average of two youth suicides each week.
- ❖ Youth suicides outnumber youth homicides in Washington State.
- ❖ Between 2003 and 2007, 4,269 Washington State youths were admitted to the hospital for non-fatal suicidal behavior – an average of 16 admissions per week.
- ❖ Boys and young men are significantly more likely to complete suicide – this is partly a result of using more lethal means – while girls and young women are more likely to make suicide attempts that result in hospitalization.
- ❖ 30% of Washington State 10th graders reported feeling so sad or hopeless in the past year that they stopped doing their usual activities.
- ❖ 26% of all 10th graders indicated that it was unlikely that they would seek adult help if they were feeling depressed or suicidal. More than 30% indicated that they did not have adults they could turn to if they were feeling sad or depressed.

Youth suicide is a significant problem in our state. There are warning signs you can watch for – and specific actions you can take – to help prevent young people from taking their own lives.

Learn how to recognize these warning signs, the “clues” that a young person might be considering suicide, and how to let them know you care.

Youth of all races, creeds, incomes, and educational levels attempt or complete suicide. There is no typical suicide victim. About 80% of the time people who kill themselves have given definite signals or talked about suicide. The key to prevention is knowing what the warning signs are, and what to do to help.

WARNING SIGNS:

Most suicidal young people don't really want to die – they just want their pain to end. There are several signs to watch for that may indicate someone is thinking about suicide. The more signs, the greater the risk.

- A previous suicide attempt.
- Current talk of suicide, or making a plan.
- Strong wish to die, preoccupation with death, giving away prized possessions.
- Signs of serious depression, such as moodiness, hopelessness, withdrawal.
- Increased alcohol and/or other drug use.
- Recent suicide attempted by a friend or family member.

There are other key "risk factors" to keep in mind that increase the likelihood of suicide attempts by young people. Again, the more signs observed, the greater the risk.

- Readily accessible firearms.
- Impulsiveness and taking unnecessary risks.
- Lack of connection to family and friends (no one to talk to).

PREVENTION STEPS:

If you're worried about a young person and suicide has crossed your mind as a concern, trust your judgment. Do something now! Here's what you might say to a young person who is thinking about suicide:

1) SHOW YOU CARE: Let the person know you really care. Talk about your feelings and ask about his or hers. Listen carefully to what they have to say.

"I'm concerned about you ... about how you feel."

"Tell me about your pain."

"You mean a lot to me and I want to help."

"I care about you, about how you're holding up."

"I don't want you to kill yourself."

"I'm on your side ... we'll get through this."

2) ASK THE QUESTION: Don't hesitate to raise the subject. Talking with young people about suicide won't put the idea in their heads. Chances are, if you've observed any of the warning signs, they are already thinking about it. Be direct in a caring, non-confrontational way. Get the conversation started.

"Are you thinking about suicide?"

"Are you thinking about harming yourself, ending your life?"

"What thoughts or plans do you have?"

"How long have you been thinking about suicide?"

"Have you thought about how you would do it?"

"Do you have _____?" (insert the lethal means they have mentioned)

"Do you really want to die? Or do you want the pain to go away?"

3) CALL FOR HELP: The first steps toward instilling a sense of hope are: showing your concern, raising the issue, and listening to and understanding the young person's feelings. Keep moving forward, together. Call for help.

"Together I know we can figure something out to make you feel better."

"I know where we can get some help."


"Let's talk to someone who can help... let's call the crisis line, now."

"I can go with you to where we can get help."

"You're not alone. Let me help you."

If the young person has expressed an immediate plan, or has access to a gun or other potentially deadly means, do not leave him or her alone: **GET HELP IMMEDIATELY!**

Please call your local **CRISIS LINE** at 360-425-6064 or 1-800-273-TALK
TEEN TALK: call 360-397-2428 or text 360-984-0936



CONNECTED
KIDS

Safe Strong Secure™

A program of the American Academy of Pediatrics

BULLYING: IT'S NOT OK


Bullying is when one child picks on another child again and again. Usually children who are being bullied are either weaker or smaller, as well as shy, and generally feel helpless. Some children and youth are at higher risk of being bullied, such as those with disabilities or other special health care needs and those who are lesbian, gay, bisexual, or transgender.

Bullying occurs when there is an imbalance of power. Sometimes children argue with each other or make bad choices in their behavior, which is not bullying.

Cyberbullying occurs electronically, using things like social media sites, texting, chat rooms, or instant messaging. Cyberbullying can happen any time—day or night—and is visible to many more people than traditional bullying. It's very hard to undo or hide what the child who is cyberbullying has done.

FACTS ABOUT BULLYING

- Both girls and boys can be bullies.
- A child can be both the bully and the victim.
- Bullies target children who cry, get mad, or easily give in to them.
- There are 3 types of bullying.
 - Physical—hitting, kicking, pushing, choking, punching
 - Verbal—threatening, taunting, teasing, hate speech (This can also include electronic messaging)
 - Social—excluding victims from activities or starting rumors about them



- Bullying happens
 - At school, when teachers are not there to see what is going on
 - When adults are not watching—going to and from school, on the playground, or in the neighborhood
 - Through electronic methods, such as social networks, texting, and instant messaging

Common characteristics of bullies and victims
(from www.StopBullying.gov)

Generally, children who are bullied have one or more of the following risk factors:

- Are seen as different from their peers, such as being overweight or underweight, wearing glasses or different clothing, being new to a school, or not having what kids consider “cool”
- Are seen as weak or unable to defend themselves



- Are less popular than others and have few friends
- Do not get along well with others, are seen as annoying or provoking, or provoke others for attention

Those who bully others do not need to be stronger or bigger than those they bully. Often, these students require support to change their behavior and address other challenges that may be influencing their behavior. Children who bully may have more than one of the following characteristics:

- Are aggressive or easily frustrated
- Have less parental involvement
- Have issues at home
- Think badly of others
- Have difficulty following rules
- View violence in a positive way
- Have friends who bully others

EFFECTS OF BULLYING

Children who experience any kind of bullying—including cyberbullying—can experience long-term effects, even into adulthood. Bullying can have consequences for both the bully and the victim, who

- Have a higher risk of substance use
- Are more likely to skip or drop out of school
- Can have health complications
- Have poor school performance
- Experience depression or other mental health challenges

TALK WITH YOUR CHILD ABOUT BULLYING

Even if you don't think your child is bullied, a bully, or a bystander, you will be helping protect your child just by asking these questions.

- How are things going at school?
- What do you think of other kids in your class?
- Does anyone get picked on or bullied?
- What is lunchtime like? (or recess)
- Is anyone texting, tweeting, or posting mean things on social networks?

HELP YOUR CHILD RESIST BULLYING

You cannot always help your child avoid all bullying, but you can help him build coping skills to deal with difficult situations. Spend time with your child, show him love and encouragement, and model good behavior toward others. Talk through difficult situations with your child so he knows he can trust you with his problems.

WHEN YOUR CHILD IS BULLIED

It can be upsetting to find out your child has been bullied. Let her know you are there for her, willing to listen, and taking action to make sure it doesn't continue. Here are some things you can do.

- *Help your child learn how to respond.* For example, "Let's talk about what you can do and say if this happens again."
- Teach your child how to.
 - Look the bully in the eye.
 - Stand tall and stay calm.
 - Walk away.
 - Not respond to electronic messages and cut off communications with those who are sending unwanted messages.
 - Show bullying texts, posts, or e-mails to a parent or other trusted adult.

- Teach your child how to say in a firm voice.
 - “I don’t like what you are doing.”
 - “Please do not talk to me like that.”
 - “Why would you say that?”

For many children, these skills do not come naturally. It is like learning a new language—lots of practice is needed. Practice so, in the heat of the moment, these skills will come to your child naturally.

- **Teach your child when and how to ask for help.** Your child should not be afraid to ask an adult for help when bullying happens. Since some children are embarrassed about being bullied, parents need to let their children know being bullied is not their fault.
- **Encourage your child to make friends with other children.** There are many adult-supervised groups, in and out of school, that your child can join. Invite your child’s friends over to your home.
- **Support activities that interest your child.** By participating in activities such as team sports, music groups, or social clubs, your child will develop new abilities and social skills. When children feel good about how they relate to others, they are less likely to be picked on.
- **Alert school officials to the problems, and work with them on solutions.** Since bullying often happens outside the classroom, talk with the principal, guidance counselor, or playground monitors, as well as your child’s teachers. Write down and report all bullying, including cyberbullying, to your child’s school. By knowing when and where the bullying occurs, you and your child can better plan what to do if it happens again.

WHEN YOUR CHILD IS THE BULLY

No parents want to think their child would bully another child, but it does happen and parents must be ready to respond. If you know your child is bullying someone, take it very seriously.

Now is the time when you can change your child’s behavior.

In the long run, bullies continue to have problems. These often get worse. If the bullying behavior is allowed to continue, these children often become adults who are much less successful in their work and family lives and may even get in trouble with the law.

- Help your child understand what bullying is and why it is a problem. Help your child understand how bullying hurts other children. Give real examples of the good and bad results of your child’s actions.
- Set firm and consistent limits on your child’s aggressive or hurtful behavior. Be sure your child knows that bullying is never OK.
- Be a positive role model. Children need to develop new and constructive ways for getting what they want. All children can learn to treat others with respect.
- Use effective, nonphysical discipline, such as loss of privileges. When your child needs discipline, explain why the behavior was wrong and how your child can change it.
- Find positive ways to stop bullying with the school principal, teachers, counselors, and parents of the children your child has bullied.
- Supervise your child and help develop individual skills and interests. Children with too much “time on their hands” are more likely to find themselves in bad situations.

- Supervise their time online, and monitor what sites they are visiting. Require them to friend you on social media sites and share their passwords with you.
- Ask for help. If you find it difficult to change the behavior, reach out to a professional, like a teacher, counselor, or your child's pediatrician.

It is important for everyone in the community to work together to build a safe environment for all children. Partner with your child's pediatrician, school district, and local community leaders to create anti-bullying messages and policies. Find more information at StopBullying.gov.

**WHEN YOUR CHILD IS A BYSTANDER
(with additions from StopBullying.gov):**

Most children are neither bullied nor bullies—they just watch. There are things your child can do to help stop bullying.

- Don't give bullying an audience. Often, those who bully are encouraged by the attention they receive from bystanders. Children can help stop bullying by actively not supporting it.
- Set a good example.
- Help the child who is bullied get away.
- Tell a trusted adult. Talking with an adult is not tattling. Standing up for another child by getting help is an act of courage and safety. To make it easier, suggest taking a friend.
- Be a friend. Children can help someone who's been bullied by simply being nice to him. Being friendly can go a long way toward letting him know that he's not alone.

The information contained in this publication should not be used as a substitute for the medical care and advice of your pediatrician. There may be variations in treatment that your pediatrician may recommend based on individual facts and circumstances.

The persons whose photographs are depicted in this publication are professional models. They have no relation to the issues discussed. Any characters they are portraying are fictional.

Listing of resources does not imply an endorsement by the American Academy of Pediatrics (AAP). The AAP is not responsible for the content of external resources. Information was current at the time of publication.








The American Academy of Pediatrics is an organization of 66,000 primary care pediatricians, pediatric medical subspecialists, and pediatric surgical specialists dedicated to the health, safety, and well-being of infants, children, adolescents, and young adults.

The original version of this product was developed in part with a generous grant from the American Legion Child Welfare Foundation and the American Academy of Pediatrics Friends of Children Fund. This project was supported by Grant No. 2001-JN-FX-0011 awarded by the Office of Juvenile Justice and Delinquency Prevention, Office of Justice Programs, U.S. Department of Justice. Points of view or opinions in this document are those of the author and do not necessarily represent the official position or policies of the U.S. Department of Justice.

© 2018 American Academy of Pediatrics. All rights reserved.

Parent Resources for Children 8-12 years old

There are so many resources available online for parents. Who do you trust? Here are some links approved by your pediatrician, and the American Academy of Pediatrics.

<p>Healthy Children.org has a wealth of information for parents, including a Symptom checker, ideas for challenging your child to grow in development, and answers to questions about care of your child. https://www.healthychildren.org/English/Pages/default.aspx</p>	
<p>When Your Child Needs Emergency Care – What to do? https://www.healthychildren.org/English/health-issues/injuries-emergencies/Pages/When-Your-Child-Needs-Emergency-Medical-Services.aspx</p>	
<p>When does my child need a new car seat? All the things you need to know about car seats for your child. https://www.healthychildren.org/English/safety-prevention/on-the-go/Pages/Car-Safety-Seat-Checkup.aspx</p>	
<p>How do I keep my child safe while bike riding? Bike helmets and the right size bike make a difference! https://www.healthychildren.org/English/healthy-living/sports/Pages/Biking.aspx</p>	
<p>Is there a gun where your child plays? Have the conversation before your child plays at a new house. https://www.healthychildren.org/English/safety-prevention/at-play/Pages/Is-There-A-Gun-Where-Your-Child-Plays-Asking-Can-Save-Lives.aspx</p>	
<p>Watch your child near the water! Children don't understand the danger. Here are some tips to keep them safe. https://www.healthychildren.org/English/safety-prevention/at-play/Pages/Swimming-Pool-Safety.aspx</p>	
<p>Drug abuse prevention starts with a conversation between a parent and a child. Here are some suggestions on how to talk with your children. Help them say NO to drugs. https://www.healthychildren.org/English/ages-stages/teen/substance-abuse/Pages/Drug-Abuse-Prevention-Starts-with-Parents.aspx</p>	

If you don't have a QR code reader on your phone, try these:

Apple iPhone: Go to the App Store and search for "QR Reader". It's free; no ads.

Android: Go to Google Play Store and search for "QR Code Reader". It's free; no ads.