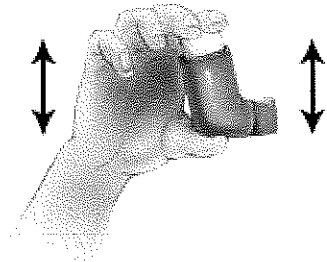



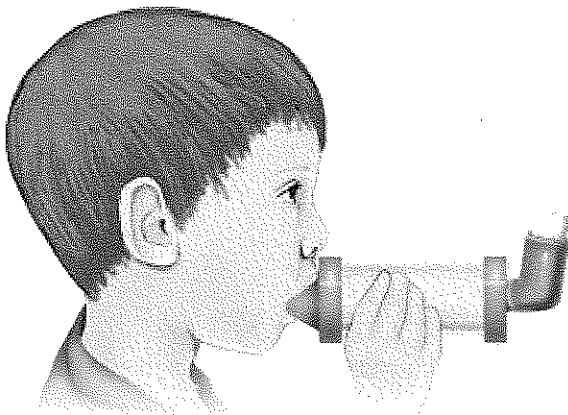
How to Use a Metered-Dose Inhaler with a Valved Holding Chamber (Spacer)



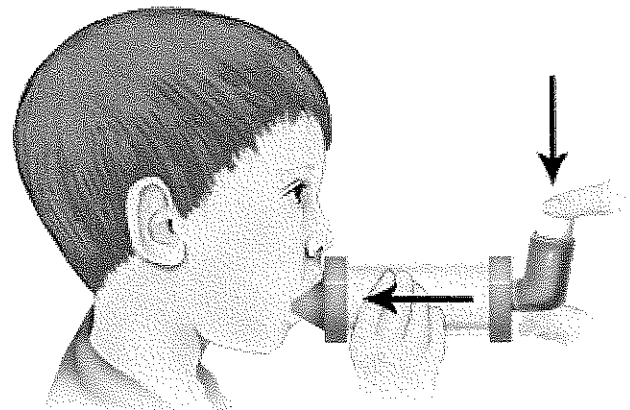
1. Shake the medicine.




2. Insert the mouthpiece of the inhaler into the rubber-sealed end of the spacer.



3. Breathe all of the air out of your lungs. Then put the spacer into your mouth between your teeth. Make a tight seal around the mouthpiece with your lips.



4. Press the metered-dose inhaler down once to release a spray of medicine. The medicine will be trapped in the spacer. Breathe in slowly and deeply.



5. Hold your breath for 5 to 10 seconds and then breathe out slowly. If you cannot hold your breath, another method is to breathe in and out slowly for 3 to 5 breaths.